


# Learn How to Mix Paint with Mediums: The Ultimate Guide

Mixing paint with mediums is an essential skill for any artist. Mediums can be used to change the consistency, texture, and appearance of paint, and can also be used to create special effects. In this guide, we will teach you everything you need to know about mixing paint with mediums, from the basics to the more advanced techniques.

## Types of Mediums

There are many different types of mediums available, each with its own unique properties. Some of the most common types of mediums include:



### Fluid Acrylic Art Pouring: Learn How To Mix The Paint With Mediums by Delphi Classics

★★★★☆ 4.6 out of 5

Language : English  
File size : 2139 KB  
Text-to-Speech : Enabled  
Screen Reader : Supported  
Enhanced typesetting : Enabled  
Print length : 110 pages  
Lending : Enabled



- **Acrylic mediums:** Acrylic mediums are designed to be used with acrylic paints. They can be used to change the consistency, texture, and appearance of acrylic paint, and can also be used to create special effects.

- **Oil mediums:** Oil mediums are designed to be used with oil paints. They can be used to change the consistency, texture, and appearance of oil paint, and can also be used to create special effects.
- **Watercolor mediums:** Watercolor mediums are designed to be used with watercolor paints. They can be used to change the consistency, texture, and appearance of watercolor paint, and can also be used to create special effects.

## How to Mix Paint with Mediums

To mix paint with mediums, you will need the following supplies:

- Paint
- Medium
- Palette
- Palette knife

Once you have your supplies, you can begin mixing paint with mediums. To do this, simply add a small amount of medium to your paint and mix thoroughly. You can adjust the amount of medium you add to achieve the desired consistency.

## Tips for Mixing Paint with Mediums

Here are a few tips for mixing paint with mediums:

- **Start with small amounts:** It is always better to start with a small amount of medium and gradually add more until you achieve the desired consistency.


- **Mix thoroughly:** Make sure to mix the paint and medium thoroughly until they are completely combined.
- **Experiment:** There are no hard and fast rules when it comes to mixing paint with mediums. Experiment with different types of mediums and different ratios to see what works best for you.

## Troubleshooting

If you are having problems mixing paint with mediums, here are a few troubleshooting tips:

- **The paint is too thick:** If the paint is too thick, you can add more medium to thin it out.
- **The paint is too thin:** If the paint is too thin, you can add more paint to thicken it up.
- **The paint is not mixing well:** If the paint is not mixing well, you can try using a different type of medium or mixing the paint more thoroughly.

Mixing paint with mediums is an essential skill for any artist. By following the tips and techniques in this guide, you can learn how to mix paint with mediums to achieve the desired consistency, texture, and appearance. So experiment with different mediums and see what works best for you.



### Fluid Acrylic Art Pouring: Learn How To Mix The Paint With Mediums by Delphi Classics


★★★★☆ 4.6 out of 5

Language : English

File size : 2139 KB

Text-to-Speech : Enabled

Screen Reader : Supported  
Enhanced typesetting: Enabled  
Print length : 110 pages  
Lending : Enabled



## The Quintessential American Cook: A Culinary Journey with Duncan Hines

Prologue: The Man Behind the Name Duncan Hines, a name synonymous with American dining, was born in 1880 into a humble farming family in Bowling...



## Introducing Romanticism: A Literary Guide to the Romantic Era

Romanticism was a literary movement that emerged in the late 18th century and flourished in the early 19th century. It was a reaction against the...